

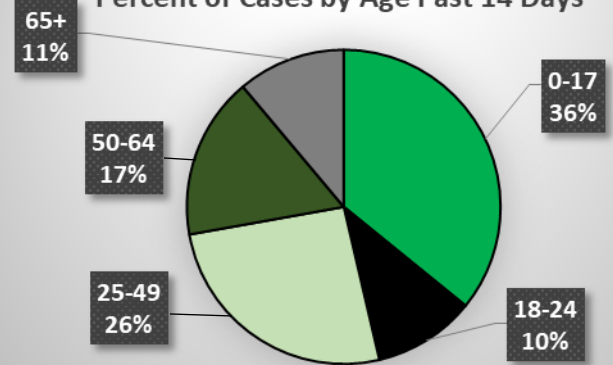
Lincoln County, North Carolina COVID 19 Snapshot 33

Lincoln County Specific Data - COVID-19		
Positive - Active Cases	Positive - Recovered Cases	Deaths
523	12,643	96

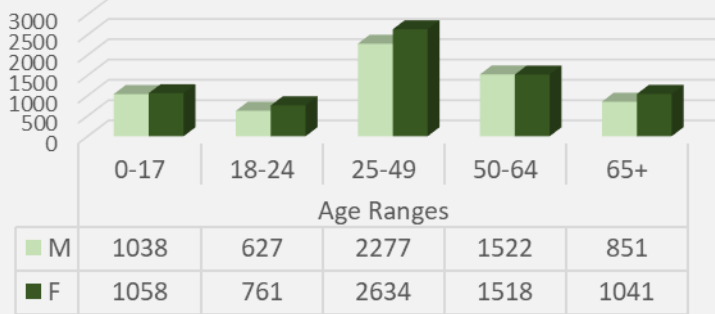
Cases-Past 30 Days



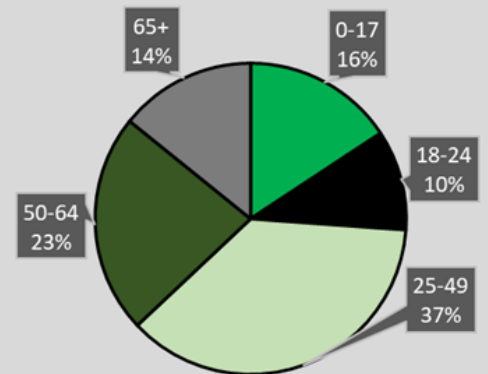
Percent of Cases by Age Past 14 Days



Age/Gender

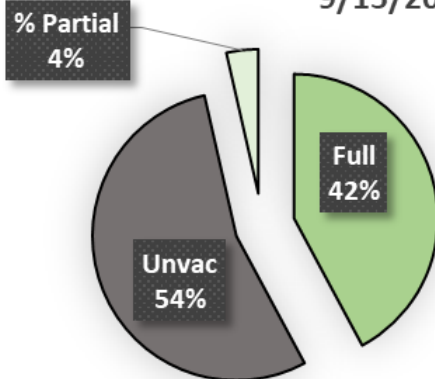


Percent Age Range Total



Total-From 3/12/2020	Past 60 Days	Past 30 Days	Prev 30 Days	Past 14 Days
Average/day	Average/day	Average/day	Average/day	Average/day
26.0	47.7	57.8	37.5	59.8

Vaccination Percent for Lincoln County 9/15/2021



Get the Stick

PEOPLE VACCINATED

