



**EROSION AND SEDIMENT CONTROL  
FOR SINGLE LOT DISTURBANCE OF LESS THAN ONE ACRE  
APPLICATION**

**FEE = \$50 PER LOT**

**Building & Land Dev. (704)736-8440**

**Natural Resources (704)736-8501**

<b>L O C A T I O N / T Y P E</b>	<b>SUBDIVISION</b>	<b>STREET #</b>	<b>STREET NAME</b>	<b>PARCEL ID#</b>	<b>LOT#</b>	<b>PERMIT #</b>	<b>TYPE</b>
	Size of lot: _____ (sq ft or acres) Amount of lot to be disturbed: _____ (sq ft or acres) Anticipated starting date of construction: _____ Is there a stream, lake or watercourse on or near the lot? <input type="checkbox"/> YES <input type="checkbox"/> NO (If yes show on sketch) Name _____ Structure Type: SFD MODH MFSW MFDW ADD/ALT ACC BLDG						 
<b>A P P R O A C H</b>	<b>Choose one of the following:</b> <input type="checkbox"/> The most appropriate option from the back of this notice is option _____ or a combination of options _____ & _____. <input type="checkbox"/> A sediment basin located on lot _____ is handling soil erosion and sedimentation control. A construction entrance will be installed on this lot. <input type="checkbox"/> The sediment control is as drawn in the space to the right. <input type="checkbox"/> Sediment Control— See attached		<b>Erosion Control Measures</b> (include vicinity sketch and north arrow)				
				<div style="border: 1px solid black; height: 150px; width: 100%;"></div> (no scale)			
<b>A P P L I C A N T</b>	I CERTIFY THE INFORMATION THAT I HAVE PROVIDED IN THIS APPLICATION AND ANY ATTACHED DOCUMENTS ARE TRUE, COMPLETE AND CORRECT TO THE BEST OF MY KNOWLEDGE. I ACCEPT RESPONSIBILITY OF INSTALLATION AND MAINTENANCE OF THE SOIL EROSION AND SEDIMENTATION CONTROL MEASURES FOR THIS LOT UNTIL IT IS COMPLETELY STABILIZED WITH GROUND COVER. I UNDERSTAND THAT NOT FOLLOWING THESE ORDINANCE GUIDELINES WILL RESULT IN POTENTIAL FINES AND/OR HOLDING UP OF BUILDING INSPECTIONS ON THIS PROJECT.						
	PRINT OWNER'S NAME		TELEPHONE	OWNER'S SIGNATURE		DATE	
	OWNER'S PRINTED MAILING ADDRESS						
	OWNER'S E-MAIL ADDRESS						
	PRINT BUILDER'S NAME		TELEPHONE	BUILDER'S SIGNATURE		DATE	
	BUILDER'S PRINTED MAILING ADDRESS						
BUILDER'S E-MAIL ADDRESS							

Revised: 03/15/15

**Any disturbance of less than 1,000 square feet will not require this permit.**


# EROSION CONTROL OPTIONS FOR LOT CONSTRUCTION


The Soil Erosion and Sedimentation Control Ordinance requires that anyone conducting a land-disturbing activity prevent sediment from leaving the disturbed site. Furthermore, conducting any land-disturbing activity consisting of one acre or more requires a permit before beginning the disturbance. This includes disturbance of multiple lots totaling one acre or more, regardless of proximity to each other within a subdivision; in cases where fill material is stockpiled, needed, or wasted, the area where this material is stored, coming from, or going to, must be included in the total area of disturbance. Erosion Control measures must be installed prior to any grading or construction on site and maintained correctly to function properly. Please refer to the [NC Erosion and Sediment Control Planning and Design Manual](#) for specific guidance as it relates to installation and maintenance. The site shall be inspected for maintenance needs weekly and after each storm event, whichever is sooner.


## SEDIMENTATION AND EROSION CONTROL OPTIONS

LEGEND

**INSTRUCTIONS:** IDENTIFY ONE OR ANY COMBINATION OF LETTERS FROM THE SEDIMENT CONTROL SKETCHES BELOW THAT BEST DESCRIBES THE EROSION CONTROL MEASURES THAT WILL BE USED DURING CONSTRUCTION.

**Silt Fence:** 

**Construction Entrance:** 

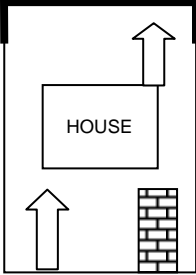
**Direction of Flow:** 

**Construction Sequence:**

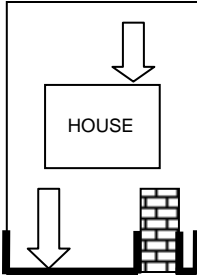
1. Install construction entrance;
2. Install silt fence;
3. Rough grade site;
4. Final grade site;
5. Stabilize site;
6. Remove erosion control measures after site has been inspected for compliance by the Natural Resource Department.

EROSION CONTROL OPTIONS

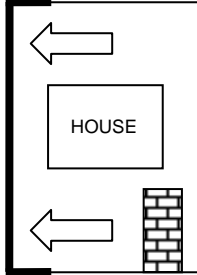
Flow to the Rear  
OPTION A



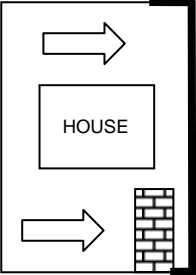
Flow to the Front  
OPTION B



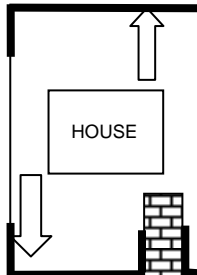
Flow to the Left  
OPTION C



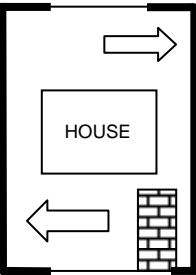
Flow to the Right  
OPTION D



Flow to the Front & Rear  
OPTION E

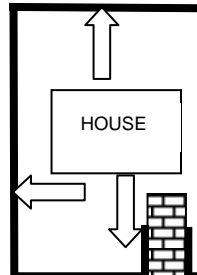


Flow to the Left & Right  
OPTION F

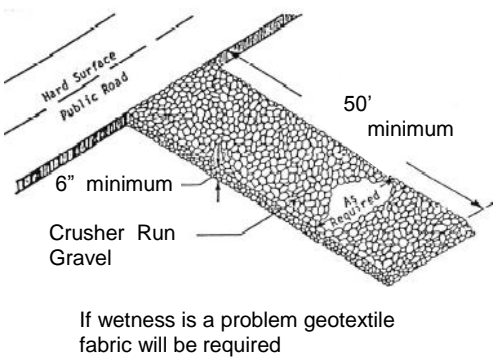


**EXAMPLE**

Combination C & E



### Construction Examples



Spacing of metal tee post with fabric shall be max. of 6' without wire fence  
Spacing of metal tee post with fabric and wire fence shall be max. 8'

