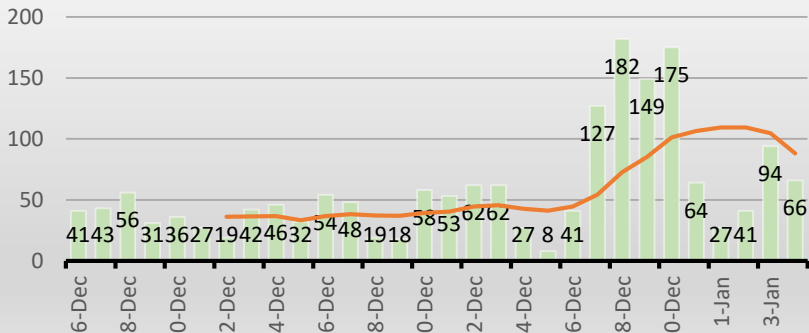


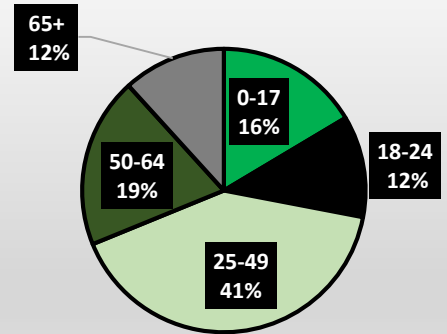
# Lincoln County, North Carolina COVID-19 Snapshot 49

Lincoln County Specific Data – COVID-19		
Positive – Active Cases	Positive – Recovered Cases	Deaths
259	17,440	133

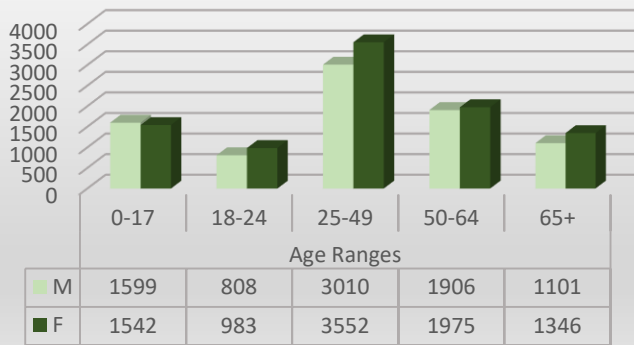
### Cases-Past 30 Days



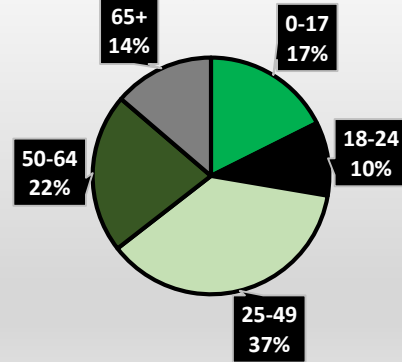
### Percent of Cases by Age Past 14 Days



### Age/Gender

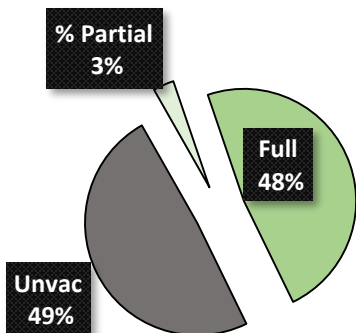


### Percent Age Range Total



Total – From 3/12/2020	Past 60 days	Past 30 days	Previous 30 days	Past 14 days
Average/day	Average/day	Average/day	Average/day	Average/day
28.5	42.9	58.3	27.6	80.4

### Vaccination Percent for Lincoln County 01/05/2022



**Get the Stick**

### PEOPLE VACCINATED

