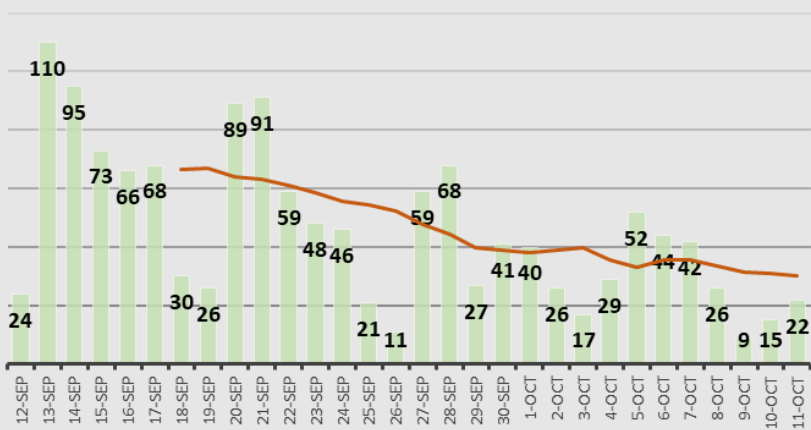


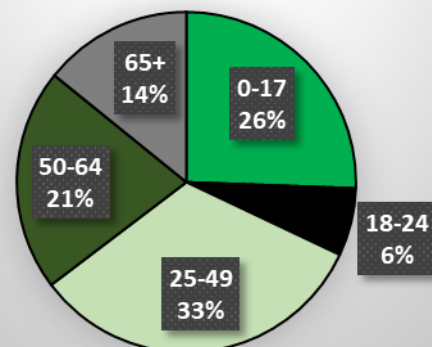
Lincoln County, North Carolina COVID-19 Snapshot 37

Lincoln County Specific Data - COVID-19		
Positive - Active Cases	Positive - Recovered Cases	Deaths
257	14,271	110

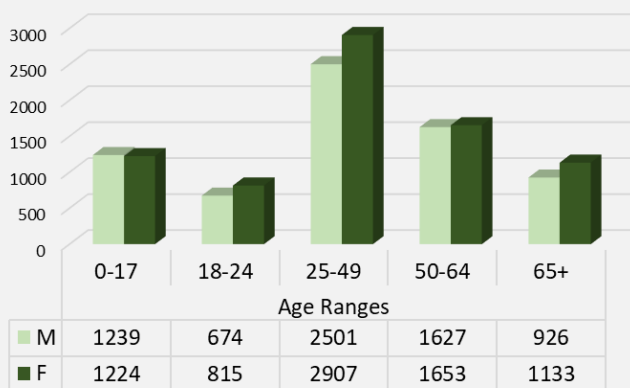
Cases-Past 30 Days



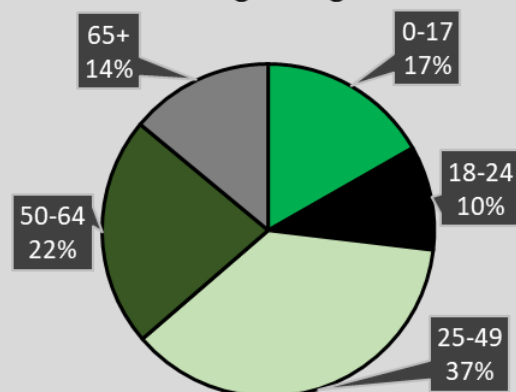
Percent of Cases by Age Past 14 Days



Age/Gender

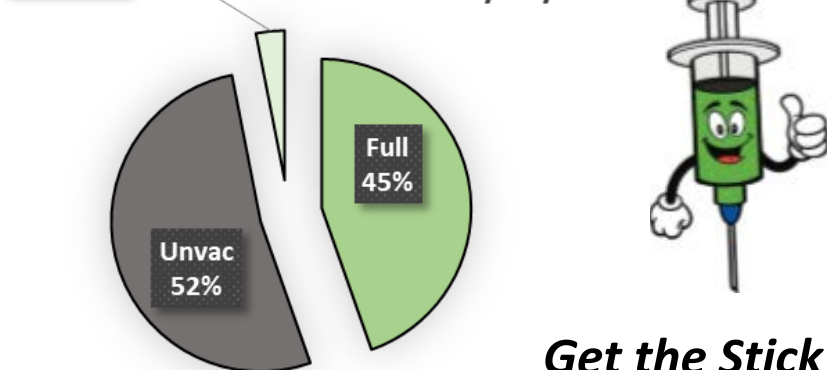


Percent Age Range Total



Total-From 3/12/2020	Past 60 Days	Past 30 Days	Prev 30 Days	Past 14 Days
Average/day	Average/day	Average/day	Average/day	Average/day
27.2	53.0	45.8	60.1	32.7

Vaccination Percent for Lincoln County 10/13/2021



PEOPLE VACCINATED

